


Family
Portraits of
Faithfulness



SPRING
1965

FAMILY PORTRAITS OF FAITHFULNESS

Is the American home disintegrating? Statistics would seem to reveal that this is true. The Population Reference Bureau releases the following staggering commentary on the state of family life in this country. Of the 1,600,000 marriages in the United States in 1963, 400,000 ended in divorce. Three million children in this country now have divorced or separated parents. One baby of every twenty born in the United States last year (224,000) was born to an unwed mother. The number of illegitimate births was nearly twice that of 1950 and nearly three times what it was in 1940. The unhealthy state of many homes that appear solid on the surface only makes the situation seem more serious. Warning signs are up. Much has been written and said about the "restless youth" of our day, but if restless youth are being spawned upon today's world, they are but the products of broken or badly bent homes!

The church cannot point the finger of inditement at the home and cluck it's collective tongue in condemnation. The responsibility is ours too! What shall we do about it? What can we do about it? Simply and explicitly, we can:

1. Beat a path from the church to the home.
2. Renew strong emphasis on the fundamentals that made the Christian home a power to be reckoned with such as - regular church attendance, daily family altar in the home, God as the head of the household, and high Christian standards.
3. Provide more opportunities for the family to worship, fellowship and serve TOGETHER avoiding those programs that separate.
4. We can begin NOW with this program to STRESS family togetherness at home and in the church. We can stop the breakdown of the home by a militant offense guided and directed by the Holy Spirit as he works through consecrated leadership.

As we send this program to you we do so with a prayer in our hearts that it will not be just another program, but will be the initial means of inspiring all those who use it to a renewed emphasis of winning and tying the ENTIRE FAMILY INTO THE CHURCH.

Edith Campbell
Edith Campbell
Director of Foursquare
Sunday schools

Family Portraits of Faithfulness Calendar:

6 weeks before	<ul style="list-style-type: none"> --Conduct Workers' Conference explaining the program <input type="checkbox"/> --Appoint committees: Visual Aid Preparation, Prayer, Program, Publicity. <input type="checkbox"/>
4 weeks before	<ul style="list-style-type: none"> --Conduct first meeting with committees <input type="checkbox"/> --Check to be sure you have adequate supplies for the entire program. <input type="checkbox"/> --Announce the program in Sunday school and church <input type="checkbox"/>
2 weeks before	<ul style="list-style-type: none"> --Check with departmental superintendents and/or teachers to be sure they understand the details of the program <input type="checkbox"/> --Step up the promotion of the program in announcements, etc. <input type="checkbox"/> --Check with committee heads on their progress <input type="checkbox"/> --Announce program Easter Sunday <input type="checkbox"/>
10 days before	<ul style="list-style-type: none"> --Be sure Family Albums, Loyalty Pledge Cards, and Family Altar Commitment Cards are ready for distribution <input type="checkbox"/> --Meet with all committee heads for final details <input type="checkbox"/>
7 days before	<ul style="list-style-type: none"> --Introduce the program April 25 morning <input type="checkbox"/>
5 days before	<ul style="list-style-type: none"> --Contact all Easter visitors, prospects, absentees urging their presence on May 2 <input type="checkbox"/> --Mail Faithfulness Letter #1 <input type="checkbox"/>
2 days before	<ul style="list-style-type: none"> --Last minute check-up on all committees and personnel <input type="checkbox"/>
May 2 <u>"FAMILY DAY"</u>	<ul style="list-style-type: none"> --Follow Program for the day <input type="checkbox"/> --Mail Faithfulness Letter #2 <input type="checkbox"/> --Give each family a Family Album and a Family Altar Commitment Card <input type="checkbox"/> --Give each student a Loyalty Pledge Card <input type="checkbox"/>

<p>May 9</p> <p><u>"MOTHER'S DAY"</u></p>	<p>--Follow Program for the day <input type="checkbox"/></p> <p>--Mail Faithfulness Letter #3 <input type="checkbox"/></p> <p>--Give each student a Bible Stamp (Missionary Commitment). <input type="checkbox"/></p> <p>--Be sure everyone is prepared to conduct a decision invitation <input type="checkbox"/></p>
<p>May 16</p> <p><u>"CHILDREN'S DAY"</u></p>	<p>--Follow Program for the day <input type="checkbox"/></p> <p>--Mail Faithfulness Letter #4 <input type="checkbox"/></p>
<p>May 23</p> <p><u>"FAMILY BIBLE DAY"</u></p>	<p>--Follow Program for the day <input type="checkbox"/></p> <p>--Mail Faithfulness Letter #5 <input type="checkbox"/></p>
<p>May 30</p> <p><u>"HOMECOMING DAY"</u></p>	<p>--Follow Program for the day <input type="checkbox"/></p> <p>--Award blue seal for perfect attendance on Certificate of Citizenship <input type="checkbox"/></p> <p>--Select Family Album family of the month . . . <input type="checkbox"/></p> <p>--Award those completing Loyalty Pledges . . . <input type="checkbox"/></p>


Family Week

May 2-9

Inasmuch as May 2-9 is National Family Week, the church will reap definite benefit in kicking off the Family Portraits of Faithfulness Program with a solid week of emphasis on the FAMILY. As you will notice from the following schedule, we recognize the importance of family togetherness in the home:

Sunday	- May 2	Family Day	Initiate <u>Family Altar Commitment</u> in each home. See programming for May 2.
Monday	- May 3	Parent-Teacher Banquet	Mom and Dad honored. Instruction given as to the importance of the inter-relation of the home and Sunday school.
Tuesday	- May 4	Family Interest Nite (home)	<u>National Family Week</u> provides an excellent opportunity to begin the practice of taking one night a week at home for family togetherness. TV should be turned off. Let members of family decide what they'd enjoy doing most together.
Wednesday	- May 5	Family Prays Together	<u>Take</u> children to the mid-week prayer service. This is a good time for parents to assist children in the art of praying together.
Thursday	- May 6	Family Night (Church)	A family supper, followed by recreation in which each member of the family can participate. Conclude with a demonstration of how to conduct family devotions each day. Dismiss early (9 p.m.)
Friday	- May 7	Family Fellowship Nite	Family projects are fun and keep a family united. What shall it be? A trip, picnic, baseball with another family, a work night ending in a weenie bake-----.
Saturday	- May 8	Family Outreach	Visiting other families to invite them to Sunday school and church.
Sunday	- May 9	Mother's Day	See programming for May 9.

Family Day May 2



"...choose you this day whom ye will serve...but as for me and my house, we will serve the Lord" (Joshua 24:15).

PORTRAIT OF A CHRISTIAN FAMILY



"Choose Jesus"

"Jesus Is The Joy Of Living"

"Follow, I Will Follow Thee, Dear Lord"

"One man of you shall chase a thousand; for the Lord your God, he it is that fighteth for you, as he hath promised you.

"Take good heed therefore unto yourselves, that ye love the Lord your God.



"Now therefore fear the Lord and serve him in sincerity and in truth; and put away the gods which your fathers served on the other side of the flood, and in Egypt; and serve ye the Lord.

"And if it seem evil unto you to serve the Lord, choose you this day whom ye will serve; whether the gods which your fathers served that were on the other side of the flood, or the gods of the Amorites, in whose land ye dwell; but but as for me and my house, we will serve the Lord" (Joshua 23:10, 11; 24:14, 15).



"The family that PRAYS together STAYS together" - this statement is never more true than when it is applied to the church. Ask a father to lead the assembly in prayer and recognize him as the head of the family household. Pray for the unsaved members of your church families.

Faithfulness Family Portrait -- Youth and Adults

Theme: JOSHUA LEADS HIS FAMILY IN RIGHTEOUSNESS



- I. Joshua (Living Picture - Dress a man in Biblical costume to represent Joshua. Prepare a printed caption for the picture, "Joshua, the Righteous Father.")
- A. The name Joshua means "Jehovah is salvation." Everything in Joshua's life indicated that he believed and practiced righteousness.
1. He takes a stand against sin - Joshua 7.
 2. He leads his own household in righteousness - Joshua 24:15.
 3. He leads God's people in righteousness - Joshua 22.
- B. Joshua builds an altar - Joshua 8:30-35
1. The people offered burnt offerings unto the Lord.
 2. Joshua read the commandments of God.

- II. Family Group (Living Picture - Add a mother and two or three children to the picture. Prepare a printed caption, "Our Family Worships Together.")

Use the Family Altar section and present the need of establishing an altar. Conclude by reading the following twelve reasons for a family altar:

YOUR FAMILY ALTAR

- I. It unifies the family and sweetens home life.
- II. It cultivates the Christian graces and relieves tension and misunderstanding that sometimes threaten the fellowship of the home.
- III. It aids our boys and girls in becoming Christians and helps them to develop ideals and guide them in vital Christian living.
- IV. It yields spiritual resources for daily tasks and assists us in cultivating dependence upon God.
- V. It strengthens us in the face of adversities and disappointments and enables us to trust Christ implicitly in all of life's circumstances.
- VI. It makes us conscious during the day of the abiding presence of our Saviour and Friend.
- VII. It bears a Christian witness to the guests in our home.
- VIII. It undergirds the Christian teaching of the Sunday school and the ministry of the church.

- IX. It affords opportunity for the Christian family to pray for and to sharpen its concern for non-Christian families.
- X. It helps to give a right place to spiritual values and saves us from an undue concern for the temporal things of life.
- XI. It encourages us to put Christianity into practice in our homes.
- XII. It honors God and provides an excellent outlet for the expression of our gratitude for the abundance of daily mercies and blessings which come from Him.

III. Family Altar Commitment Card

- A. Ask all those, who feel that daily prayer in the home is essential, to stand. Distribute Family Altar Commitment Cards (see pattern E) for everyone to sign. Ask the head of each family unit to sign a card and turn the card in to the pastor of the church. This will indicate that the family will take part in the daily devotion plan.
- B. Give a Family Album to the head of each family.

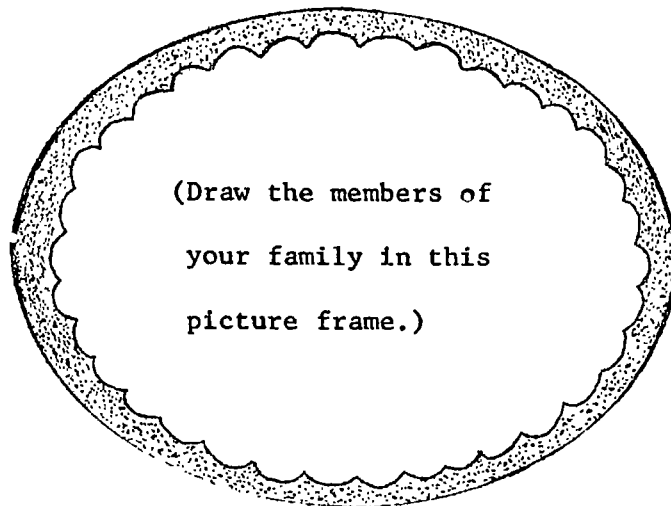
Faithfulness Family Portrait -- Children

Theme: MY FAMILY

I. My Family Picture

Give each child this mimeographed form to complete:

MY FAMILY



Everybody in my family attends this Sunday School: _____

Write down the names of those in your family who do not come to Sunday school: _____

My name: _____

II. My House

Enlarge pattern A and outline the shape of a house on a flannel board. This may be done by making the outline out of white cardboard or yarn on a black background or by using black on white. Use Bible Actionettes (Va Ac) to represent the members of the family. The Bible Actionettes may be ordered by using your Foursquare Publications order blank (item No. 282).

Everybody in our house is happy because we

- A. Love one another - "Let us love one another" (I John 4:7).
- B. We love Jesus and He lives in our house - (I John 4:19).
- C. We pray together - (Luke 11:1).
- D. We read God's Word together - (Psalms 119:11).

III. God's House

Enlarge pattern B and outline the shape of a church on the flannel board. Proceed in the same manner as was used for "My House."

Our family goes together to God's House

- A. We study God's Word in Sunday school - (II Timothy 2:15).
- B. We worship together in church - (Hebrews 10:25).
- C. We love God's people - (John 13:35).

If you wish to make the Bible Actionettes more representative of the family, it is possible to dress them up so they look like people. They will bow their heads and knees in prayer, sit in the church, walk, or be activated in any way you wish. Children love them.



Counted Faithful

God gives a high priority to FAITHFULNESS! The final reward of our Lord will go to the "good and faithful servant." The Apostle Paul was "counted...faithful" and reminds Timothy of this in I Timothy 1:12. The young and the old need to be reminded that God requires us to be FAITHFUL.

STRIVE FOR FIVE

During the entire month of May urge your Sunday school members to STRIVE FOR FIVE SUNDAYS OF PERFECT ATTENDANCE AT ALL SERVICES INCLUDING SUNDAY SCHOOL.

To add more interest to this goal use the following ideas:

1. Prepare a large picture frame on white cardboard (28" x 44" or 14" x 22"). Refer to pattern C. Ask everyone in

your Sunday school to sign up by writing his name on the blank portion of the picture. Use the slogan "Strive for Five" or "Get in the Picture."

2. Family Gallery will prove interesting. Prepare a bulletin board with the caption "Faithfulness Family Gallery." Ask each family unit to post a picture of their entire family on the board if they will pledge their cooperation in striving for five perfect weeks of attendance in May. In order to facilitate this project, ask someone to be prepared to take family group pictures the Sunday prior to the opening of the Faithfulness Program (April 25). A polaroid camera is excellent for this, but other types will also serve the purpose. If any member of the family fails to attend regularly, the family picture is removed from the bulletin board. Award all faithful families, who have successfully striven for five perfect weeks of attendance, at the conclusion of the month.

The Loyalty Pledge

May will be LOYALTY MONTH throughout your Sunday school and church. We suggest that strong emphasis be placed on this in all services of the opening day of the program. A Loyalty Pledge Card is available for each member of the Sunday school. Teachers and superintendents (general and departmental) are to make a personal appeal to every pupil urging commitment to the "Strive for 5 in 65." These commitment cards, after being signed by the pupils, are placed on posters in the classroom; and as a pupil fulfills the requirement (five services during the week), a star is placed in the proper spot on the enlistment card. Proper recognition of individuals, classes and departments reaching the established goals should be given one week after the close of "Portraits of Family Faithfulness."

The Certificate of Citizenship.

This certificate has a place for four seals:

...A blue seal is given for faithful attendance during the faithfulness program in May.

...A gold seal is given for enrolling five in Sunday school in 1965.


...A silver seal is given for completing the enrollment of a family during the enlargement campaign.

...A red seal is given for enrolling one or more members of a new family during the enlargement campaign.

The blue seal will be earned during May, the silver and red seals during the fall enlargement and the gold seal may be earned at any time. If these certificates are to be used effectively, the Sunday School Superintendent and/or Director of Christian Education will need to work on the continuation and completion of the seals on the certificate. With proper emphasis, this certificate alone may be instrumental in obtaining a marked growth in your school.

Mother's Day

May 9



"For this child I prayed; and the Lord hath given me my petition which I asked of him"
(I Samuel 1:27).

PORTRAIT OF A PRAYING MOTHER

"We've A Story To Tell To The Nations"

"Jesus Loves The Little Children"

Special: "Mother's Prayers Have Followed Me"

"And Hannah prayed, and said, My heart rejoiceth in the Lord, mine horn is exalted in the Lord: my mouth is enlarged over mine enemies; because I rejoice in thy salvation.


"There is none holy as the Lord: for there is none beside thee: neither is there any rock like our God.

"He raiseth up the poor out of the dust, and lifteth up the beggar from the dunghill, to set them among princes, and to make them inherit the throne of glory; for the pillars of the earth are the Lord's, and he hath set the world upon them.

"He will keep the feet of his saints, and the wicked shall be silent in darkness; for by strength shall no man prevail.

"But Samuel ministered before the Lord, being a child, girded with a linen ephod.

"Moreover his mother made him a little coat, and brought it to him from year to year, when she came up with her husband to offer the yearly sacrifice" (I Samuel 2:1, 2, 8, 9, 18, 19).





Pray for our Foursquare missionaries as they serve Him so faithfully all over the world.

Pray that God will bless our homes with praying mothers.

Faithfulness Family Portrait -- All ages

Theme: "AN ECUADOR FAMILY FINDS CHRIST"

(The story of the conversion of an entire family in Ecuador is featured in the Sunday school missionary program for May. The accompanying picture graphically illustrates the story. If desired, a living picture may be portrayed by dressing a lady in Indian costume to represent the mother in the story, Senor Rodriguez.)

****Distribute Bible Stamps to all those who have been faithful in missionary giving.**

Special Tribute to MOTHERS

1. A Son's Tribute (to be read by a teenage boy)

"James A. Garfield, as a boy working with a canal boat, fell to thinking of how he was throwing his life away, "I'll go back home, get an education and become a man."

Acting upon this resolution, he stood one night before the family log cabin in Cuyuhoga wilderness.

Through the window, by the firelight, he saw his mother kneeling before an open Bible, reading with her eyes and praying with her lips. He heard the words, "Oh, save the son of thy handmaid." He opened the door; she rose, he put his arms around her neck and his head on her bosom. We do not know what he said to her, but we do know that he gave his life to God, graduated from Williams College, became president of Hiram College. When he was inaugurated president of the United States, he kissed the Bible; then kissing his mother, he said to her, "You brought me to this."

2. Playlet -- My Mother Is A...

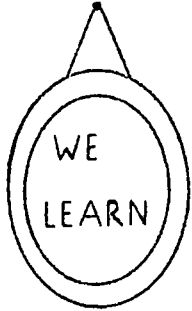
(Select seven juniors to present this brief playlet.)

Nurse: (with thermometer, bandaids, icebag or hot water bottle - wears nurses cap) My mother is a nurse. She takes my temperature, mends my cuts and bruises and heals my aching stomach.

Accountant: (has bank book, loose checks, bookkeeping ledger - wears horn-rimmed glasses) My mom is a bookkeeper and accountant. It's a good thing she can stretch a dollar.

Dressmaker: (has scissors, thimble, patterns, etc.) Am I

****Bible Stamps are available with the "Lift Up Your Eyes - Evangelize" missionary program.**



ever glad my mom is a dressmaker. She sews like a professional and I'm the envy of all my friends at school.

Cook: (recipe book, cake or cookies - wearing chef's hat) Boy! My mom's the world's best cook. Can she bake cake? And her fried chicken's the greatest.

Chauffeur: (boy with model car) My mom is the best driver I know, even if folks poke fun at women drivers. She tells us that breaking traffic laws is kid stuff.

Teacher: (has briefcase, text books, etc.) I'd be out of luck lots of times if my mom wasn't as good as any teacher. She helps me with spelling especially. Of course, nobody can know everything, so she's not so hot on math.

Preacher: (with Bible) You might say my mother is a preacher. Oh, not the kind that sits you down and preaches at you. No! I guess my mom's a kind of living sermon. She practices what she preaches. She reads the Bible to us, but more than that, she lives like a Christian.

3. Mother's Beatitude (given by a Sunday school teacher)

Blessed is the mother who understands her child, for she shall inherit a kingdom of memories.

Blessed is the mother who knows how to comfort, for she shall possess a child's devotion.

Blessed is the mother who guides by the path of righteousness, for she shall be proud of her offspring.

Blessed is the mother who teaches respect, for she shall be respected.

Blessed is the mother who emphasizes the good and minimizes the bad, for in like manner the child shall make evaluations.

Blessed is the mother who has character strong enough to withstand the thoughtless remarks and resentments of the growing child, for again, in due time, she shall be honored.

--Selected

Counted Faithful

Reward every mother who has all her children present in Sunday school on Mother's Day (children no longer living under the family roof need not be counted). Give each mother a "Hannah" award for faithfulness.

A sample of this award is shown on the next page.



HANNAH AWARD

"...For this child I prayed;
and the Lord hath given
me my petition which I
asked of him" (I Samuel 1:27).

In recognition of your faithfulness as a Christian mother this certificate is awarded to you on Mother's Day, May 9, 1965.

_____ Supt.

_____ Pastor


Mother-of-the-Year. Prior to Mother's Day select a "Mother-of-the-Year" by secret ballot. Keep the identity of the mother a secret until the final moment when clues will be given as to the identity of the mother. The following is an example of how this might be done:

"You were born near a big city in the State of Arkansas. You are from a large family, as you had several brothers and sisters. A talented seamstress, you designed and made most of the things you wore when you were young and, in fact, you were quite the popular young lady! The man you married, at Shawnee, Oklahoma, wore a red necktie the first time you saw him. And now will the 'MOTHER' of whom these statements are true, please stand?" (Ushers escort her to platform.)

Loyalty Pledge

Give a gummed star to each person present to place on the Loyalty Pledge for today. Urge everyone to be faithful.

MOTHER'S
PRAYERS DO
FOLLOW
THEE





Children's Day

May 16

"...the child Samuel grew on, and was in favor both with the Lord, and also with men" (I Samuel 2:26).

PORTRAIT OF OUR CHILDREN




"Stand Up, Stand Up For Jesus"

"He Keeps Me Singing"

"Every Day With Jesus"

"And the child Samuel ministered unto the Lord before Eli. And the word of the Lord was precious in those days; there was no open vision.



"And it came to pass at that time, when Eli was laid down in his place, and his eyes began to wax dim, that he could not see;

"And ere the lamp of God went out in the temple of the Lord, where the ark of God was, and Samuel was laid down to sleep;

"That the Lord called Samuel: and he answered, Here am I.

"...the Lord came, and stood, and called as at other times, Samuel, Samuel. Then Samuel answered, Speak; for thy servant heareth.


"And Samuel grew, and the Lord was with him, and did let none of his words fall to the ground" (I Samuel 3:1-4, 10, and 19.)



Pray for unsaved sons and daughters of families in your Sunday school. Pray for the children in your city and particularly the area around your church who as yet are unreached by the gospel.

Faithfulness Family Portrait -- All Ages

Theme: SAMUEL SERVES GOD



I. Samuel (Living Picture - Dress a six year old boy in a colorful robe. Place an ornamental bowl in his hands.)

A. Samuel hears God's voice - I Samuel 3:1-4

Samuel's mother had brought him to the temple and it was there that he heard God speaking to him. The importance of a Christian home cannot be over emphasized. It is said that the time to begin training a child is twenty years before that child is born.

B. Samuel answers God's call - I Samuel 3:10

"...Suffer little children to come unto me, and forbid them not; for of such is the kingdom of God" (Luke 18:16).

C. Samuel serves God - I Samuel 3:15, 19, 20

How can children serve God in Church?

1. By prayer - active participation in prayer life of the church.
2. By singing - congregational singing and in children's choirs.
3. By giving - a tenth of everything they receive. Stewardship must begin at an early age.
4. By witnessing - children make effective witnesses.
5. By working - workers must be trained and the time to begin such training is in childhood. Many tasks within the church are not too big for small hands.

II. Invitation

A. Schools meeting in one opening assembly:

Invite all parents to come to the altar with their children. Lead them in a sentence prayer of dedication. Appoint workers to pray with all those who are making first time decisions for Christ.

B. Departmentalized schools:

1. This is an excellent time to invite the children and youth of your Sunday school to decide for Christ.

Ask the children at this time to bow their heads and close their eyes. When every child is in the attitude of prayer, ask those to raise their hands if they would like to receive God's gift of salvation. While everyone sings "Into

My Heart," invite all those who raised their hands to come forward and pray. It is important to take the right steps in leading a child to Christ. We repeat suggestions along this line which were given in a previous faithfulness program:

"You will no doubt have those in your assembly or class who need to surrender their hearts to Christ as well as accept Him as Savior. If you have time, have each seeker come to the altar for prayer. Teachers and workers should be prepared to pray personally with each one. If you only have an hour for your entire Sunday school session, you may have to dismiss the balance of the school to go to their classes after prayer. Be prepared for this in advance and arrange to have all those who came forward or raised their hands in response to the invitation go with you and the other workers into a room set aside for this purpose. When leading a child to Christ be sure to remember these five things:

- a. He is still a PERSON. Be sure he gets individual attention. The problems and sins of children will differ as much as those of adults.
 - b. Don't gloss over SIN. If we minimize sin and the need of salvation, the act of coming to Him for forgiveness seems unimportant even to a child.
 - c. Repeat a PRAYER. Many children do not know how to pray so it will be important for you to have them repeat a prayer of forgiveness after you.
 - d. Record each CONFESSION. Keep a record of those who give their hearts to the Lord.
 - e. Follow-up. Notify each teacher of those in his or her class who have accepted Christ as Savior. The teacher should then give additional encouragement and training in Christian living. Each child needs personal attention after giving his heart to Christ to be sure he thoroughly understands what has happened in his heart and how he can now live for Christ."
2. Adult opening assembly. If your adults meet by themselves in the opening assembly, you may wish to utilize one or more of the following ideas:

- a. Invite a Juvenile Police Department Officer to speak to your adults on the subject - "Juvenile Delinquency vs Sunday School."
- b. Ask a Christian father to speak 10 minutes on the subject - "How we keep our home CHRISTIAN."
- c. Ask a Christian mother to speak 10 minutes on the subject - "How we train our children in Christian living."
- d. "Bless Be The Tie That Binds--the home to the church" - this will be a subject well-suited to your pastor.
- e. A short program presented by selected children from the various departments will be enjoyed by your adults on this day dedicated to children.



Counted Faithful

Beginning with May 10 and continuing through May 16th, all children from 6 to 14 years of age will compete for the "F" AWARD. To qualify they must:

1. Bring a FRIEND to Sunday school on May 16.
2. Be FAITHFUL in attending the following services during the week:
 - a. Mid-week prayer service
 - b. Sunday school - May 16
 - c. Sunday morning worship service - May 16
 - d. Crusader hour group - May 16 (if one is available)
 - e. Sunday evening service - May 16
3. Perform some service for the church such as
 - (1) Cleaning the Sunday school class room.
 - (2) Serving as a Junior Usher or Deacon.
 - (3) Assisting in the preparation of room decorations.
 - (4) Helping the church custodian in cleaning the church grounds.
4. Helping parents at home in some definite project during the week.

(Parents should write a note stating the type of work done by the child.) Sunday school teachers will

serve as a committee to judge which child deserves the Children's Faithfulness Award. The award may consist of a New Testament, a Trophy Cup (these may be secured reasonably at office supply and variety stores) or a free trip to a place of interest in the general area. Superintendent may present the award during the Sunday evening service, May 16.

Loyalty Pledge

Give each person a gummed star to place on his Loyalty Pledge to indicate his attendance in Sunday school today. Encourage each individual to strive for five Sundays of perfect attendance.

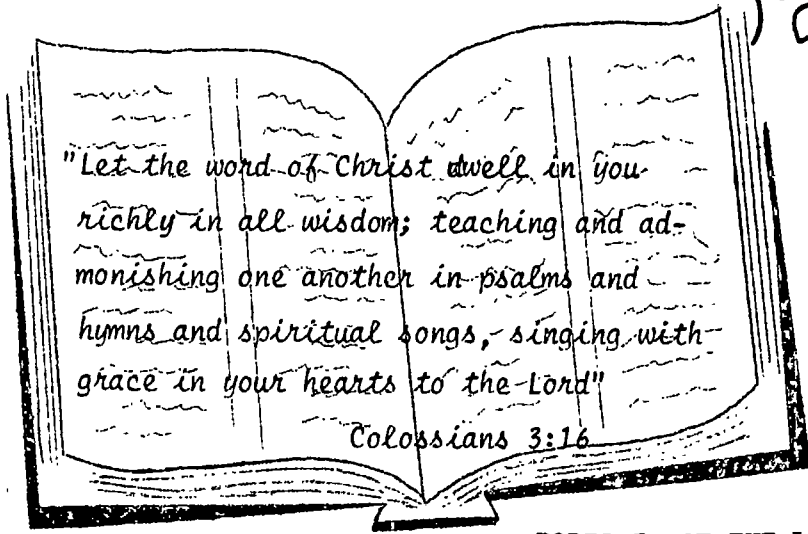
Feature the boys and girls on Children's Day. Everybody enjoys seeing the children featured. Besides being of interest to all concerned, it brings out all the parents and relatives. We suggest just a few ways in which you can spotlight your children on this day:

1. Give a small award to every child in Sunday school on time.
2. Children's Choir. Select someone to train your Primaries and Juniors in singing a hymn or a group of choruses.
3. Junior Ushers. Have your head usher train Junior boys to serve in this capacity on May 16. They should be uniformly attired in dark suits, white shirts and bow ties.
4. Special musical numbers by children.
5. Junior Deacons. These will work along with all adult deacons and assist in any service they may render.
6. Song Leader. Select a Junior High student to lead a hymn or chorus in the Sunday evening service.

Family

Bible Day

May 23



PORTRAIT OF THE LIVING WORD



"Wonderful Words Of Life"

"Standing On The Promises"

"Preach The Foursquare Gospel"

"Every Promise In The Book Is Mine"

"Hold fast the form of sound words, which thou hast heard of me, in faith and love which is in Christ Jesus,

"That good thing which was committed unto thee keep by the Holy Ghost which dwelleth in us" (II Timothy 1:13, 14).

"Study to shew thyself approved unto God, a workman that needeth not to be ashamed, rightly dividing the word of truth.

"But shun profane and vain babblings; for they will increase unto more ungodliness.


"Nevertheless the foundation of God standeth sure, having this seal, The Lord knoweth them that are his. And, Let every one that nameth the name of Christ depart from iniquity" (II Timothy 2:15, 16, 19).

"But continue thou in the things which thou hast learned and hast been assured of, knowing of whom thou hast learned them;

"And that from a child thou hast known the holy scriptures, which are able to make thee wise unto salvation through faith which is in Christ Jesus.

"All scripture is given by inspiration of God, and is profitable for doctrine, for reproof, for correction, for instruction in righteousness;

"That the man of God may be perfect thoroughly furnished unto all good works" (II Timothy 3:14-17).

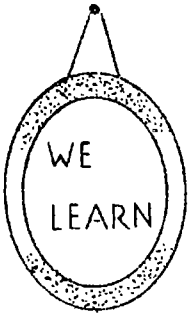




Pray for a greater desire to read God's Word daily and to study it.

Faithfulness Family Portrait -- Youth and Adults

Theme: THE BIBLE-CENTERED HOME



Timothy and mother (Living Picture - Select a 6 to 8 year old boy and his mother. Dress in Palestinian costume. Prepare a large Scripture scroll similar to those used in Timothy's day. You will need two one-half inch dowling sticks twelve inches in length. Paste two lengths of 8½ x 14 inch paper end to end. Print II Timothy 2:15 on the paper. Affix a dowling stick to either end and roll on the two dowling sticks to the center.)

I. Timothy's home was SCRIPTURE-CENTERED - II Timothy 1:5 and 3:15

A. Timothy's godly background was manifest in the spiritual leadership of Timothy, the young man. His grandmother, Lois, and his mother, Eunice, were righteous women in whom there dwelt "unfeigned faith."

B. Timothy's godly heritage - II Timothy 1:14.

II. A Bible-centered home solves the questionable temptations of the world. The question "What would Jesus do?" is answered in the Word of God. God's Book provides the complete, irrefutable solution to all the perplexing problems that beset today's family. Searching the Scriptures together for guidance as well as inspiration will strengthen the unity of the family as it relies on the Word of God.

III. A Bible-centered home provides Scriptural foundation to the doctrinal faith of our church. Children who are brought up in such a home will not find it easy to "depart from the faith." Timothy was trained in the Scriptures at home and at church. The Apostle Paul reminds him of this training and cautions him in regard to it:

"Take heed unto thyself, and unto the doctrine; continue in them: for in doing this thou shalt both save thyself, and them that hear thee" (I Timothy 4:16).

Teach "I Believe" to your family during the Family Altar each day.**

IV. What the Bible will do for you in the home. Secure the following items. Choose six young people to

**"I Believe" may be ordered from the Department of Youth and Christian Education. A teacher's book and a student's work book are available.

bring each item to the platform and give the quick application to the object.

- A. A wheel. The Bible provides a hub around which the family life moves.
- B. A map. The Bible is a chart to guide the family in all difficult decisions.
- C. Small chest. The Bible is a hope chest providing for the present and future needs of the family.
- D. A lamp. The Bible is a lamp in the home giving guidance and direction.
- E. An encyclopedia. The Bible is a reference book on doctrine, the Christian walk and family discipline.
- F. A pattern. The Bible provides a pattern for family life.

Faithfulness Family Portrait -- Children

Theme: MY BIBLE

Picture of Timothy and mother as portrayed for youth and adults.

- I. Timothy's Bible. (Hold the scroll up for all to see.) When Timothy was a little boy the Bible looked like this. The printing press had not been invented and so godly men wrote it on parchment paper, but it was still the Word of God.
- II. Timothy studied the Bible at home. This is what he learned:
 - A. Obedience - I Samuel 15:22.
 - B. God loves us and wants us to serve Him - Deuteronomy 6:13 and 7:13.
 - C. God gives us good things - Psalms 103:5 and Proverbs 28:10.
 - D. He wants us to honour our parents - Exodus 20:12.
- III. Timothy studied the Bible at Sabbath school.

Timothy's mother and grandmother wanted him to learn as many Scriptures as he could. The Rabbi at the Sabbath school insisted that he memorize the Word of God. Later on when Timothy began to work for the Lord, he was glad that he had learned the Scriptures when he was young for he had them all in his heart.

Conduct a five minute Scripture hunt using verses relating to the doctrine of the Foursquare church. After the child stands and reads the Scripture, ask him to explain the meaning of the verse he has read.



Counted Faithful

Loyalty Pledge

Give each person a gummed star to place on his Loyalty Pledge to indicate his attendance in Sunday school today. Remind those who have not missed a Sunday in May up to now - that they have just ONE MORE SUNDAY TO GO for that perfect record in May.

Family Bibles

Ask everyone to bring a Bible to Sunday school. Encourage all those who are the possessors of a Family Bible which has been handed down through the generations to bring it for display on May 23. Visit your city library and secure as much as possible in the way of historical information on the Bible. It may be possible that they will have a very old Bible which they will allow you to use on this day.


Faithfulness Jig-Saw

Print the following Scriptures on an 8½ x 11 piece of paper and send each member of your class a piece of the jig-saw. (Write name of member on back of jig-saw piece.) Emphasize the importance of regular attendance on this Bible day and ask each person to bring his piece to class. The completed Scripture will have an important message for them. "Let us hold fast the profession of our faith without wavering;" (for he is faithful that promised;) Award all classes who have been able to complete the jig-saw Scripture:

"Not forsaking the assembling of ourselves together, as the manner of some is; but exhorting one another; and so much the more, as ye see the day approaching" (Hebrews 10:23 and 25).

Homecoming Day

May 30



PORTRAIT OF FAMILY FAITHFULNESS

"When The Roll Is Called Up Yonder"

"The Way Of The Cross Leads Home"

"Dwelling Together"

"For we are labourers together with God: ye are God's husbandry, ye are God's building.

"According to the grace of God which is given unto me, as a wise masterbuilder, I have laid the foundation, and another buildeth thereon. But let every man take heed how he buildeth thereupon.

"For other foundation can no man lay than that is laid, which is Jesus Christ.

"Now if any man build upon this foundation gold, silver, precious stones, wood, hay, stubble;


"Every man's work shall be made manifest; for the day shall declare it, because it shall be revealed by fire; and the fire shall try every man's work of what sort it is.

"If any man's work abide which he hath built thereupon, he shall receive a reward.

"If any man's work shall be burned, he shall suffer loss; but he himself shall be saved; yet so as by fire.

"Know ye not that ye are the temple of God, and that the Spirit of God dwelleth in you?

"If any man defile the temple of God, him shall God destroy; for the temple of God is holy, which temple ye are" (I Corinthians 3:9-17).





Pray for the uniting of Christian homes in Jesus Christ.

Faithfulness Family Portrait -- Youth and Adults

Theme: THE FAMILY REWARDED

I. The CROWN OF RIGHTEOUSNESS - II Timothy 4:5-8

The faithful worker is to be rewarded. We are not promised a rose-strewn pathway, but rather "hardness," a "cross" and "self-denial." The Christian must "fight" to win the race of life.

II. The CROWN OF LIFE - James 1:12

A. The tempted and tried worker rewarded.

B. Possible to be "robbed" of this crown - Revelation 3:11.

III. The CROWN OF GLORY - I Peter 5:4

This is the Shepherd's crown which will be given to those who are responsible for the shepherding of others. The father of the home would come into this category for he is responsible in the sight of God for the godliness of his home.

IV. The CROWN INCORRUPTIBLE - I Corinthians 9:25-27

This crown is to be given to those who are "temperate" and who keep their bodily "temple" under control.

V. The CROWN OF REJOICING - I Thessalonians 2:19, 20

This is the soul winners crown. This is the "happiest" crown of all. For all those families who have worked together during the Family Portraits in Faithfulness, there is not only a heavenly reward, but an earthly one as well. Psalms 126:6 and I Thessalonians 2:20.

Select five young people to assist in the illustrating of this short inspirational talk. Prepare five crowns with a variation of decoration such as stars, glitter, jewels, red crosses, sequins, etc. (Use pattern D and adjust to size.)

The young people may represent each crown and come to the platform as the crown is mentioned and receive the reward. If you wish to do so a family may be selected to receive the five crowns and form a living family portrait of faithfulness. (Use the large family portrait frame as described in the program of May 2).

Faithfulness Family Portrait -- Children

Theme: FINDING THE FAITHFUL

Objects - Three pieces of cardboard about five inches square, three safety razor blades, a cardboard tube such as is used for mailing certificates, and a compass.



(Conceal the compass in the tube near one end. Paste two safety razor blades near the edges of one of the pieces of cardboard. Paste one razor blade near the center of another card; and leave the third without a blade. Cover the cardboards with paper. On the front of the first make a number "10" on the second a "5" and on the third a "1").

Bible Story - Tell in your own words the parable of the ten pounds in Luke 19. We understand that the nobleman represented Jesus and that this Bible story was intended to teach us that we must be careful to use what he gives us for his glory and honor. Perhaps you have wondered how Jesus will be able to tell which one of us has been faithful and those who have not. (Select three boys to come to the platform). As you turn your back, ask each boy to select one of the numbered squares and place it underneath the left side of his coat while your back remains turned. Place the end of the tube containing the compass in the area where the square is hidden. When it comes near the razor blade, the compass needle will be attracted. If when you move to the right or left this happens again, it will indicate the card with the number 10. If it is attracted only once, it will indicate that you have found the one with number 5. If there is no attraction, you have found the one with the number 1. If with a tube we can find the real workers, how much easier it will be for Jesus when He comes to tell who has been faithful to Him and reward them.



Counted Faithful

The Family Albums are to be completed and turned into the superintendent or pastor of the church during the Sunday school hour. Select three neutral judges to vote on which Family Album indicates the greatest participation in Family Portraits of Faithfulness as follows:

1. Attendance by the family in all services listed.
2. Participation each day in the Family Altar Plan.
3. Achievement by the family during the month of May:
 - a. Family outreach.
 - b. Family projects.
 - c. Family Spiritual Progress.

If possible feature this family as a living portrait of faithfulness using the frame prepared for this purpose during the faithfulness program. Have a photographer ready to take pictures of the family. This will make excellent publicity for your Sunday school in the local newspaper.

Awards:

1. A gift certificate which entitles the chosen family to a family photograph by a local photographer.
2. A dinner for the whole family at a local restaurant.
3. A gift for the whole family such as Bible records, gospel hymn recordings, a subscription to "Seek" or a gift of some of the books recommended in Family Altar Guide.

Every family unit participating in the program should be rewarded. If the reward is the type to further encourage the Family Altar and church attendance, it will continue the good work already begun.

Home Coming Ideas

There are many ways the theme for this day may be worked out to benefit the Sunday school and church. We suggest a few of them:

1. Family reunion. In many areas this is a yearly practice on the part of the family. At this time all the original members of the family together with the in-laws and children come together for a time of fellowship and a renewing of the family ties. Encourage the families of your church to hold such a family reunion on May 30 and participate in the church services of the day. Honor all such family groups in Sunday school. Additional interest will be created if each one has a family banner or pennant which will be held by a member of the family group as they sit together. Another variation of this idea would be the assignment of a family pew or row of seats to be occupied by each complete family. Award the one with the most family members present.
2. Home coming day. It is customary for many churches to hold an annual home coming day at which time all former members, friends as well as pastors are invited to be present. Invitations are sent out and a special program is planned for the entire day with a time of fellowship provided for all at the close of the evening service.
3. Loyalty Pledge. The Loyalty Pledge will not be completed for the 5 week period until the Sunday school hour of June 6. Provide a special Faithfulness section (center-front) in your Sunday morning church service (June 6) for all loyal members who have not missed one of the 5 services during any week of the drive.

Awards for faithfulness:

- a. Small gold cross.
- b. Daily devotional booklet.
- c. Faithfulness banquet.

4. Certificate of Citizenship. This certificate is a coordinating item and links the Spring Faithfulness Program with the Fall Enlargement Drive. As you will note in the Families for Christ brochure, the first seal is blue and is awarded for faithful attendance during the faithfulness program in May. It will be best for the Sunday school to retain all certificates for children through junior age until the fall family outreach.

The

C

h

r

i

s

t

i

a

n

Home



Where family prayer is daily said,
 God's Word is regularly read,
 And faith in Christ is never dead--
 That is a Christian home.

Where father, mother, sister, brother,
 All have true love for one another
 And no one ever hates the other--
 That is a Christian home.

Where the family quarrels are pushed
 aside
 To let the love of God abide
 Ere darkness falls on eventide--
 That is a Christian home.



Where joy and happiness prevail
 In every heart without a fail
 And thoughts of God on high set sail
 That is a Christian home.



Where Jesus Christ is Host and Guest,
 And through whom we have eternal rest
 And in Him are forever blest--
 That is a Christian home.

Ideas

In this section ideas are projected to help you in presenting Portraits of Faithfulness on the local church level. It is not intended that all the ideas suggested be used, as our Sunday schools vary greatly in size and personnel. Select the ones which will work best in your particular situation.

1. Parent-Teacher Banquet. Invite all the parents of the children in your Sunday school to attend. Use junior age children to assist in serving the tables. Decorate in pink and blue and provide pink and blue bibs (cut with pinking shears) for parents to wear. Arrange a short program with children participating. Ask a judge or a local juvenile officer to bring a short talk on the importance of the home being linked to the church.

2. Let's Sing!

- a. "Jesus Wants Us On The Lord's Day"

(Tune: "Jesus Wants Me For A Sunbeam")

Jesus wants us, on the Lord's Day,
To meet before His throne,
Jesus wants us every Sunday
To come from every home.

Chorus:

Together, as fam'lies,
We'll meet together as fam'lies,
Together, as families,
We'll meet together with Him.

Jesus wants fam'lies unbroken,
He died to save them all,
Jesus gives full salvation
To those who on Him call.

- b. "Families Together"

(Tune: "Why Do I Sing About Jesus?")

Over the breadth of the Nation
Over the length of the land,
Families are coming together -
Parents are taking a stand!

Chorus:

Fathers and mothers and children
Loving the Lord's righteous rule
Faithful, they're found, every Lord's Day
Families in Sunday school.

Back to the faith of their fathers,
Back to the house of the Lord,
Coming together for worship,
Coming to study the Word.

c. "Since Jesus Came Into Our Home"

(Tune: "Since Jesus Came Into My Heart")

Since Jesus came into our home,
Since Jesus came into our home;
Our family's been changed,
And our home re-arranged--
Since Jesus came into our home!

3. It's a Fact!

A Topeka, Kansas business man, concerned about the cause of children being lost to the Sunday school, made a twenty-three year study and then reported that only three out of 700 who dropped out of Sunday school were brought, while 697 were sent. The need is for PARENTS TO BRING their children to Sunday school!

4. Family for Christ Letters.

Use the "Families for Christ" stationery and send each one of the following letters to all prospects and the entire Sunday school enrollment. Mail the letters in ample time for the projected Sunday:

May 2.

IT'S FAMILY DAY!!

Dear Parents:

Bring the BABIES! Bring the IN-LAWS! Bring the CHILDREN!
Bring your aunts, uncles, cousins, grandparents and relatives near and far. It's FAMILY DAY in our Sunday school as we begin our annual Faithfulness Program. A picture will be taken of the largest family present.

During the entire month of May we will be emphasizing the importance of the uniting of home and church. In these days when we are witnessing the tragic breakdown of the American family, it is vitally necessary to take decisive steps to strengthen the union between church and home. We challenge you to unite your family in church worship next Sunday. Division breaks down the moral fiber of the home, but unity brings a togetherness that strengthens.

We'll look for you and yours next Sunday morning at 9:___ a.m.

May 9.

Dear MOM: -

It's Mother's Day again, but we know and you know that every day is Mother's Day. The household duties, the supervision of the home, the care of the children, the endless accumulation of big and little things waiting to be done--it seems Mother's Day will never end. Some day there will be an end to Mother's Day and it will be crowned with glory for the mother who puts God at the head of the home and ties her home into the church.

We invite YOU and all our mothers to be our featured guests next Sunday morning in Sunday school. Bring your entire family and make this a day long to be remembered. The theme for the day will be "Portrait of a Praying Mother." You may be the winner of the "Hannah Award" or be selected as the Mother-of-the-Year. A special program has been prepared in your honor and we need YOU to make the day perfect!

May 16.

HEY, KIDS!

Next Sunday is YOUR DAY in our Sunday school. Just think, the children will be the ushers, sing in the choir, be the song leader, serve as junior deacons and bring the special music. In addition to all this you have a chance to win the "F" AWARD ("F" is for faithfulness). Ask your teacher what you have to do to get the award.

There will be something special for every child in Sunday school on time!

May 23.

To the _____ Family:

(name)

"Bring Your Bible Sunday" is May 23! We will be honoring the Family Bible throughout the day with the theme, "Portrait of the Living Word." If you have a Bible which has been handed down from one generation to another be sure to bring it with you. We have a special place of display for all such Bibles.

We are enclosing a jig-saw Scripture piece for each member of your family. As these pieces are assembled in each class, you will be able to read the message for you from the Word of God. All classes who are able to assemble all their jig-saw pieces will receive special awards.

BRING YOUR BIBLE AND BRING YOUR FAMILY TO SUNDAY SCHOOL MAY 23.

May 30.

HOMECOMING DAY

We invite you to share the joy of HOMECOMING DAY with us. It will be the final day of "Family Portraits of Faithfulness" and the family with the best FAMILY ALBUM for May will be awarded in a special presentation. It may be your family so be sure to have all members present. Turn in your Family Album to the Superintendent of the Sunday school (Sunday school starting time) May 30.

If at all possible arrange a family re-union of every member of your family for May 30. A special section will be reserved for your family upon request. A special award will be given to the family with the most members present. This may include distant relatives.

We'll look for you Sunday!

5. Frame a series of living pictures of mother. Pianist will play the music suggested to accompany the picture. Place each living picture behind the frame used in the Family Portraits of Faithfulness program.
 - a. "A Loving Mother" - (Mother cradling a young child in her arms)
Music: "Love Divine"
 - b. "A Praying Mother" - (Mother with bowed head, child kneeling at her feet)
Music: "For You I Am Praying"
 - c. "A Bible-Reading Mother" - (Mother reading her Bible)
Music: "Precious Book"
 - d. "A Diligent Mother" - (Mother dressed for church, leading child by hand)
Music: "Tell Me The Story Of Jesus"
6. Family Clinic. An excellent program for the month of May is a training class for parents on subjects vital to family life. Subjects to be discussed might include family worship, discipline, Christian standards in the home, family unity in church and home, etc.
7. Dedication of babies. A service of dedication for babies and young children is particularly fitting during the Family Portraits of Faithfulness program.
8. Special posters. Prepare special interest posters preliminary to the opening of the Family Portraits of Faithfulness program, May 2. These will silently preach a multitude of sermons on the subject as well as create interest in the special emphasis. You may wish to conduct a poster contest among the youth and young adults of your Sunday school or perhaps those with ability along this line will accept the assignment.

See next page for ideas:

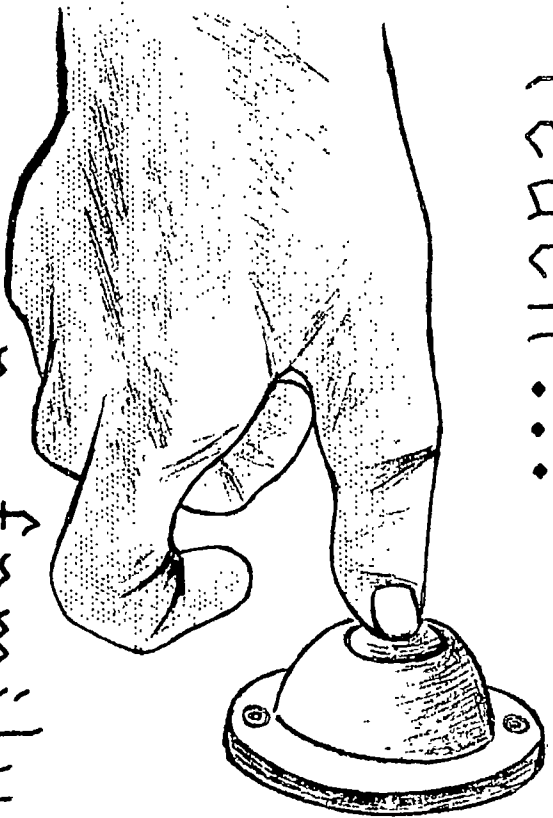
WHETHER
THEY'RE

9 OR 99




BRING
THEM TO
SUNDAY
SCHOOL

a family!



reach...

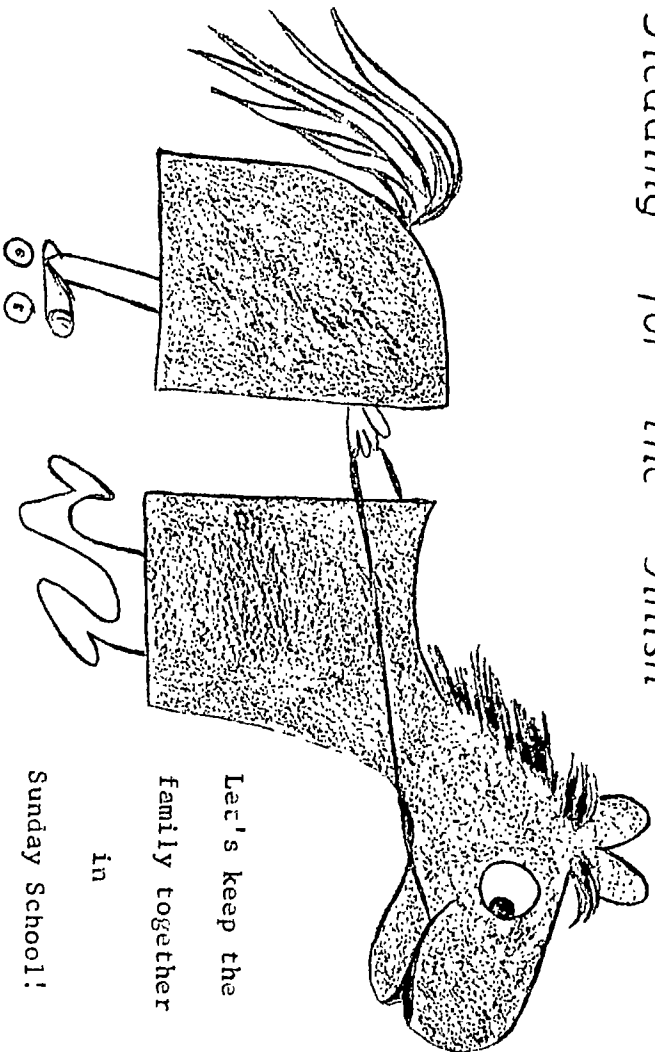
Your
Help is Needed!



MAY 2-30

FAMILY PORTRAITS OF FAITHFULNESS

Heading for the Finish

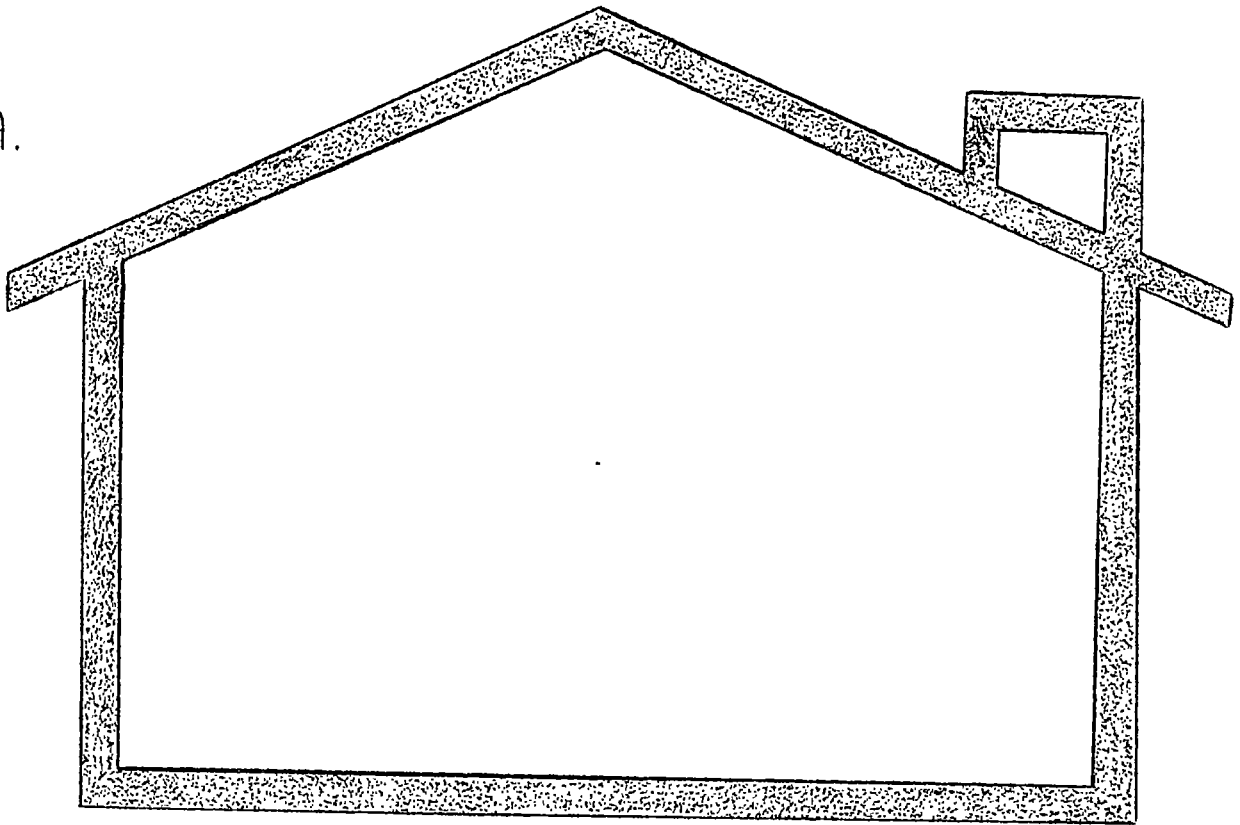


Let's keep the
Family together
In
Sunday School!


9. Family Altar Section. Today's families are busier than ever, but catastrophe will result when God is left out of the home. In order to sell each family group on the need of a daily family altar, it must be approached from several different angles, a few of which are:

- a. Pulpit emphasis.
- b. Posters.
- c. Bulletin reminders.
- d. Seasonal helps - Thanksgiving, Christmas and Easter.
- e. Teaching (Sunday school classes).
- f. Training - parent's classes.
- g. Distribution of materials to assist the head of the family in conducting a family altar. Mimeograph the Family Altar Section and distribute to each family group in your church.
- h. Public testimonies as to the benefits derived from the family altar.


D.



B.



C. GET IN THE PICTURE



E.

FAMILY ALTAR COMMITMENT

"Families for Christ"

Realizing the need for a deeper emphasis of the spiritual life of the family, with Christ as the head of the house, we gladly commit ourselves to daily Bible reading and prayer together. We will endeavor to conduct these devotions daily and as regularly as is possible in our home.

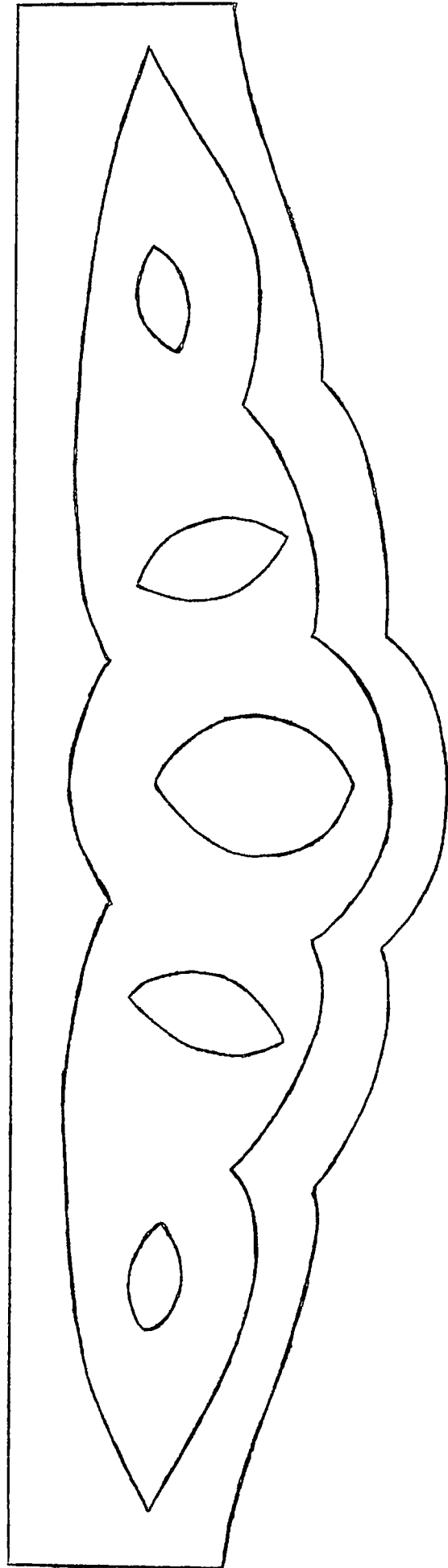
Name _____

Phone _____

Address _____

Date _____

D.



THE FAMILY ALTAR



Much is said in the Scriptures relative to the place of the home in Christian training. In fact, God first instituted that this training would begin in the home and laid out, in great detail to his chosen people Israel, the plan for carrying out this instruction.

The center of all religious education was to be the home, where the mother was to mold the child in accordance with the divine program of instruction. Household duties, the Sabbath meal, the Sabbath lamp, even portions of the dough from the bread of the household was set apart for Jehovah. The Jewish child heard stories of patriarchs, prophets, poets; of kings and national heroes. Parchment of Scriptures were

fastened on the doorpost and prayers and domestic rites were conducted daily (Deuteronomy 6:4-9).

The father, too, was responsible for religious training. He was to teach the birthday text to the child as soon as he was old enough to learn it. With the father as the drill master, the child memorized the law, knew it, and repeated it accurately. While all of this domestic discipline was reinforced by the program of the public school, the home was the center.

Today we have fallen short of this divine plan, and we have come to rely on the church to give the child almost all of the religious instruction which he is to receive. This is not as God had planned. We see examples of Christian homes in the lives of Christian youth and children--homes where the Word is honored, taught and lived. We also see children learning from another example to be inconsistent, uncommitted and uninterested in the things of God. The potential for dedicated Christianity exists in the lives of all children; the development of this rests with the parent.

BUILD FOR ETERNITY

We are thankful for the agencies which are present in our society, and realize that each has an important part to play. Our society needs government. Without it confusion and chaos would result. The school is an important unit of society. Here we learn about the world and its people, and develop the minds which God has given us. Christ has established the church for evangelism, worship, fellowship and Christian education. But governments, schools, and churches are all dependent upon homes and families who live there. It is the basic unit of human society, and the first institution which God established--the home (Genesis 2:24).

The kind of homes of which our society is made will determine the kind of government, schools, even churches which will exist in this society. Someone has said, "Every child has the right to have a Christian home." A home to be truly Christian must be Christ-centered and Christ-honoring. And a Christ-honoring home will be a home with a regular family altar.

In addition to the fact that a family altar is the basis for a Christ-centered home, there are other reasons for having a regular time when the family worships together.

1. It helps dissolve misunderstanding and relieves friction.
2. It sometimes determines the salvation of the children.
3. It serves as an example and stimulus for other homes; especially those of the next generation which is trained in such an environment.
4. It unifies the family.
5. It strengthens the life of the individual.
6. It symbolizes the presence of God in the home.
7. It provides a sense of security.

THE ELEMENTS OF THE FAMILY ALTAR

There are several elements which should be present at family altar time. While these are many and will vary from time to time, each family should carefully consider and prepare for the daily time together. Methods will differ because family units differ. The individual family, perhaps by trial and error, but always with the leading of the Lord, can arrive at the methods best suited for their family.

What are some of these elements?

1. Bible. Each member of the family should have his own Bible. Even the young child who is not able to read can "follow" in his own New Testament. While the means of including it will not always be the same, some portion of the Scriptures should always be present in family altar. Some of these might be:
 - a. Reading the Scriptures together. This may be in unison, or with each member reading a few verses. The family may wish to use one of the fine modern-language translations with children.

- b. Recorded Bible stories. Many fine records which dramatically present the Bible stories are available for children and teens. While it is not advised that these should always be used, they do add variety occasionally.
 - c. Drama. Let the family members take turns preparing and dramatizing a Bible story for the others to guess. When the story has been guessed, then read the Scripture portion which covers this dramatization. While this presentation, too, can easily be over-done when used consistently, younger members of the family will delight in it. Perhaps it can be used on a day when more time can be spent; such as a non-work day.
 - d. Quoted verses. If devotions are held at meal time, some Bible verses may be included to begin the meal; such as quoting favorite or newly-memorized verses, or cards from the "Promise Box."
2. Prayer. Prayer is "talking to God," and it includes praise and thanksgiving as well as petition. Everyone should on occasion have opportunity to pray. Adults must not become impatient with children.

Special problems or questions should be discussed and prayer made in their behalf. Testimonies to answered prayer should be made, and thanks presented for them.

The family may wish to kneel for prayer, or join hands together as they pray around the circle. Use of the Lord's prayer is appropriate at times, as are certain Bible verses (Psalms 19:4; 139:23, 24; 141:3).

- 3. Scripture memorization. Most children have "key verses" or "golden texts" for memorization in their Sunday school lesson books. These may be used for family altar and the family can learn them together. When there are several children in the family, verses may be learned during the course of the week. Verse packs (available through the Crusader Youth program) can also be used.
- 4. Bible story books. The fine Bible story books, or Bible-related stories are plentiful today. Bible book stores have a wealth of such materials. Children delight in these stories, and they are especially meaningful when the story book and the Bible are used together.

Bible-related stories usually present a modern-day story with a moral. Discuss the meaning of this story with the family, and draw conclusions according to the teaching of the Scriptures. What does the Bible say?

- 5. Discussion. Let each family member discuss freely the problem of importance to them, or any questions about which they are concerned. Endeavor to establish a good atmosphere where each one will feel sure his particular need can be presented.
- 6. Visual aids. Pictures, models, maps, etc. can be used to

make the family altar more meaningful. Here again they need not be pictures or models from the Bible, but may be pictures from current magazines which illustrate the Bible truth being taught.

7. Other miscellaneous suggestions:

- a. Quizzes. Short quizzes can be used for variety, too. A few questions about the Scripture portion read stimulates the thinking as well as letting the parent know how much the child understands of what is being read.
- b. Music. A hymn or chorus of devotion or praise may well be included in the family altar time. When a musical instrument is available it may be used, or recorded music played. All members can participate in this phase.

One may wish to use a certain song as a "call to worship." When this song is heard, the family immediately knows that it is family altar time. Occasionally background music can be played throughout the devotional time.

- c. Bible games. These are many and varied, too. Here again, one must be careful not to use these to the exclusion of all Bible reading.

THE TIME FOR THE FAMILY ALTAR

What is the best time for family altar? Each family must select the most convenient hour for their own family altar. But unless a specific time is designated and adhered to, one never finds it opportune, it seems. Experiment to secure the best hour for the family. You may find that after a certain length of time, you will have to adjust to a new schedule.

What are some of the best times?

1. At meal time. Usually every member of the family is present at one meal during the day. Make this the time for family altar. When it is possible, breakfast hour is best. To be able to begin the day with prayer together is an excellent start for the hours ahead.
2. In the evening. If members of the family retire at about the same time, right before bedtime may work out best. Immediately after the evening meal, before the family scatters, might provide a good time as well.
3. When miles separate members of the family. If a definite time each day is established for family altar, members of the family who are away from the home can unite together with the family at this time. This can include children away at college, service men, a father away on business, or children in camp or visiting friends. When a designated book or Bible-reading pattern is set up, the absent member may also use the same material. Nothing will unite the family as a united prayertime.

4. When guests are present. Family altar should be conducted even though there are guests present in the home. This should be the "normal way" for Christian homes, and to excuse yourself to the guest minimizes this natural function. Instead, invite them to join you. Children are being taught to feel the presence of God in the home. Let us do nothing to discourage this.

When another family visits--whether overnight or at the meal when devotions are usually held--join together for the devotion. This may even help another family establish its own family altar.

5. When the family cannot all get together. There may be times when the entire family is not together every day. When this happens, one parent should assume the responsibility of conducting the family altar with the children. Those days during the week when the family is all together can and should be even more meaningful.

A family should not become discouraged when they miss one day of family altar and stop completely. Begin again. Perhaps a different time will have to be established. Keep at it.

How long should the family devotion period be each day? Again this may vary from day to day, but be certain that it is not a long, unmeaningful time when the parent finds occasion to preach to the children. The time will vary with the type of devotion used and the number participating.

Generally the family altar should conclude after 10 or 15 minutes. However, at times when discussion is generated and questions arise, this period may stretch to even 25 or 30 minutes.

Parents must be sensitive about the younger members of the family and plan the altar time accordingly. While these members must learn respect for the family altar hour, they must also grow up with a positive attitude towards it.

AIDS FOR THE FAMILY ALTAR

Following are several suggested tools which can help you carry out your family altar.

1. Devotional books and magazines. Among these is "Seek," a quarterly publication which can be secured from Good News Publishers, Westchester, Illinois. This booklet includes a verse and comment for each day, as well as questions and thoughts for discussion.

Your local Bible book store also has fine books which can be purchased to guide you.

2. Bible story books. These have been previously mentioned. Parents want to take note of authors and publishing houses, making certain they are evangelical.
3. Sunday school lesson books. Including these in the family altar helps the child integrate the home and the church, and gives meaning to the Sunday school quarterly as well.
4. Sermon topics. Truths brought forth by the pastor may provide thought and discussion for family altar time, as well as help each

one follow through in living the truth contained in the sermon.

5. Special themes. Special church days, such as Easter, Christmas, etc. can be observed in the family altar. Bible references about these can be read and discussed. The family might think how they can, for instance, best accomplish the true meaning of Christmas, and make their neighbors aware of it.

Missionary themes can be used. The family might "adopt" a missionary family to pray for during a week or month. The Crusader "Prayer Pix," which are pictures of missionary families, may be secured through the Crusader department. These are available each quarter and contain six different families, the country where each ministers, and certain facts about the work there. These help to acquaint the family at home with the missionary as well as remind them to pray for these.

A prayer calendar may be set up, when each day of the week specific requests are remembered. When answers to prayer are realized, these are crossed off and others added. This calendar needs to be kept current to be effective. Encourage members of the family to add their own requests to this calendar.

6. Suggested outline. While no one can set up an outline for another family suggestions can be made as to how this can be done. For example:

Bible Reading	3 min.
Discussion of Bible portion read	3 min.
Prayer (including requests)	3 min.
Music	1 min.
	<hr/>
Total	10 min.

The Scriptures should have a vital place in every family altar.

CONCLUSION

The Bible admonishes parents to bring up their children in "the nurture and admonition of the Lord." This includes discipline and instruction. Even when one parent is not a Christian, the responsibility must not be shunned. It is the responsibility of the other to establish family worship. We have the example of Timothy, whose father was a Greek, but whose mother taught him the ways of God and shaped his life in the Jewish religion.

Many other examples are found in Scripture of the faithfulness, or lack of it, in the parents and the influence shown in the lives of the children.

Moses - whose mother, in spite of the seeming impossibility of the task, saw her son grow to be a strong follower of God (Exodus 2:1-9).

Jesus - the Son of Man grew in every area of life (Luke 2:39-52).

Lot - whose sons and daughters degenerated as a result of this family unit and example (Genesis 19).

Joshua - who purposed in his heart that his house would serve the Lord (Joshua 24:15).

It has been said, "You are what your children are becoming." The demands of the society today make us realize even more the necessity of the firm and secure foundation of the Christ-centered home--the one which meets regularly around the Word.

--by Rev. Eloise Clarno

* * * * *

THE FAMILY ALTAR ...

*Rear you an altar that will last forever,
Longer than any shaft or marble dome;
Erect it there beside your own hearthfire,
The chaste, white family altar in the home.
Chisel the Word of God upon the waiting
Hearts and minds of dear ones gathered there--
The blowing sands of time will not erase it;
No friction dim the imprint of your prayer.
For memory will hold those chiseled letters,
And prayer should be imbedded in the heart.
O Father, Mother, rear the lasting altar,
And the children whom you love will not depart
From the way of life...the Word will last forever,
Though earth and heaven itself should pass away,
If you have not as yet begun the building
Of that eternal altar--start today.*

GRACE NOLL CROWELL